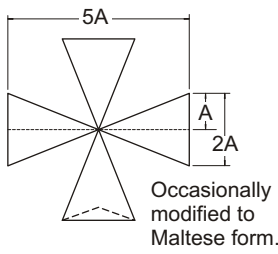



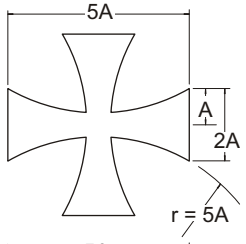



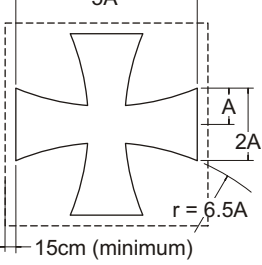



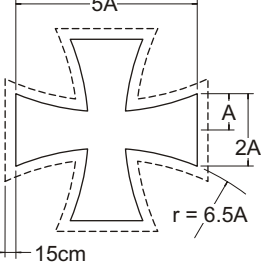






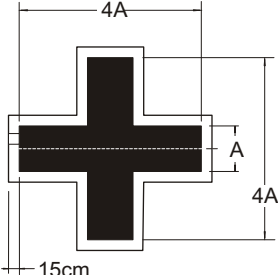
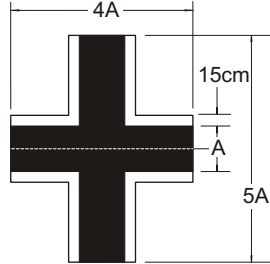
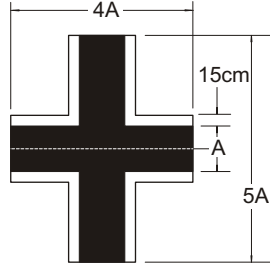



# German WWI Insignia

		UNDERSIDE	TOPSIDE / FUSELAGE	TAIL / RUDDER
1914	 <p>Occasionally modified to Maltese form.</p>			
		ON CDL	ON CDL	ON CDL (IF USED)
1915				
		ON CDL	ON WHITE PANEL	ON WHITE PANEL
1916				
		ON CDL	ON WHITE PANEL	ON WHITE PANEL
Late 1917	 <p>White borders typically 15cm. Other widths are possible.</p>			
		WHITE PANEL REDUCED W/BLEU Bordered cross often painted directly on lozenge or painted fabric.	WHITE PANEL REDUCED W/OLIVE	WHITE PANEL OFTEN REDUCED W/OLIVE OR ANOTHER COLOR
Early 1918	<p>Unclear instructions led to several interpretations of the directive regarding modification of the curved arm to the straight-armed form.</p>			
		15cm	15cm	15cm
		VARIOUS MODIFICATIONS OF 1916/17 STYLE		
1918	 <p>FINAL FORM On monoplanes, long arms often extended to encircle wing.</p>			
			No border on all-white tail.	