


IPMS ORANGE COUNTY Newsletter – July 2020 Volume 28 No. 7 Southern California’s Premier Model Club

In This Issue

<i>Table of Contents</i>	<i>Page</i>
Meeting Time and Place	3
Monthly Contest Themes	4
Financials	6
IPMS USA Membership	7
IPMS OC Membership	9
What Have You Been Working	10
Message from Edie Keller	17
Jargon & Euphemisms	17
Building the 1/72 Revell PT-73	19
Tenn Tom Snagboat	25
Take it Easy '50 Ford F4	28
Santa Rosalia B.C. Mine Gear	32
Hot Rod Group Build	34
The Happy Wanderer	38
Club Meetings / Events	40



The President’s Column

By David P. Frederick and Sean Fallesen
 ORANGECON 2020 postponed
 to 2021

Due to continuing Covid-19 virus shelter in place/distancing rules imposed by Federal and State Government the IPMS July IPMS meeting is cancelled.

Sean Fallesen and I had a meeting with Hotel Fullerton concerning the OrangeCon 2020 partial payment which was due in mid-July. Most of the hotel’s events coordination staff has been furloughed and the one we met with is only working part time at present. She readily shared with us that the Hotel recently had to abruptly cancel July events because of the new Covid-19 restrictions decreed by the state just before July 4. Although the current round of “dial down” restrictions expire before October, hotel staff commented they could be extended, or a new batch decreed in the future. As such, the “government regulation” clause in the rental contract is on full display.

On the organizational end, the uncertainty created by the temporary and sometimes arbitrary restrictions that are mandated by state and county governments, combined with

the personal risk tolerances of individuals, leaves attendance and staffing completely unpredictable. We traditionally discuss planning and organization of OrangeCon during our monthly meetings, but since we have not had a club meeting since February it would be good to let you all know where we are with everything.

Contracts and purchases: All the matters over which IPMSOC has direct control and have critical lead times are on-track. Theme and categories were finalized and flyers printed by March. Award coins are in-hand. Best Of award research and design is where it should be at this point in the usual schedule but have not been purchased (just as well, the name plates would have to be updated; the coins show no date and will simply be used next year).



The President's Column

Vendors: By about July each year we have more than half of our approximately 30 vendor tables sold; this year we only have two sold. The club officers have been in contact with our traditional vendors and while some are still cautiously waiting to see if the show will happen, several have indicated that they are just sitting this year out entirely; on the flipside, we had one vendor comment that they refuse to attend if they have to wear a mask for the event!

Donations and support: Raffle: I have asked for donations and have received just a few. One supplier sent a letter stating that they were making no donations for the entire year as a result of Covid-19. **Trophy Sponsorships:** There were some early contributions to trophy sponsorship at the beginning of the year, but without our monthly meeting discussions and in light of restrictions that have been in place the solicitation drive is behind; even more so as the year has gone on and doubt over the event happening has set in.

Attendees/Show Staff/Volunteers: Huge uncertainty in who can or can't, who will or won't attend, in light of unpredictable and changing regulations, makes it hard to guess how many attendees we will have; except it is safe to assume it will be a considerable reduction, even if regulations come October don't forbid the show entirely. We would normally start dialing in our staffing and volunteer assignments about now, but similar attendance concerns about our team comes into play.

Hotel staff advised that IPMSOC cancel the show; weighing the organizational factors listed above and the likelihood of poor vendor, attendee, and raffle showing (and thus low event income), it seemed most prudent to us to call off OrangeCon 2020. However, the hotel was agreeable to our request that we keep the contract but postpone the show from October 10, 2020 to October 2, 2021 with the existing down payment and total fee intact. Altogether, it would be in the best interest for the IPMS Orange county club to wait a year and make 2021 better. All told, I believe we are only out the money for the now-obsolete OrangeCon 2020 fliers; we have been very fortunate to dodge some of the financial hits that some other clubs and shows have had to take in this strange year.

I am sorry to communicate this to you as I know OrangeCon is one of the well-attended shows in the area, and was to be the regional show this year, but we have fallen to the trend of cancelling/postposing to next year as with the IPMS Nationals. But at least the uncertainty is now over, as far as OrangeCon 2020 is concerned.

Stay safe, stay healthy and enjoy the hobby...*SF & DPF*

IPMS ORANGE COUNTY Newsletter

July 2020



Meeting Notice & Agenda

Date: **MEETING CANCELLED**

THEME: For August "Low" as in Lo-Viz

Doors Open: 7:00 p.m. or earlier

Meeting: 7:30 to 10:00 p.m.

Location: La Quinta Inn & Suites

3 Centerpointe Drive

La Palma, CA 90623

Right Off the 91 Fwy at Valley View



2020 Chapter Officers

President	David Frederick
1 st Vice President	Sean Fallesen
2 nd Vice President	Position Retired
Treasurer	Jeff Hunter
Secretary	<i>Split Duties –</i> <i>Nat Richards – Badges or "batches"</i> <i>Mike Budzeika – Scribe</i> <i>Gordon Zuther – Audio</i>
Contest Director	Dan Matthews

Volunteers

Chapter Contact	Mark "The Duke" Deliduka i-mark@verizon.net
Newsletter Editor	Terry Huber (714) 544-8908 thuber1967@yahoo.com
Webmaster	Julian English

julianenglish65@gmail.com

Mail IPMS Orange County
P.O. Box 913
Garden Grove, CA 92842
ocipms@aol.com

Club Website www.ipmsoc.org

National Website
www.ipmsusa.org



Orange County Contest Themes for 2020

- **JANUARY - First Class:** Any subject that was the first or lead in its type or class
- **FEBRUARY - Tri-Motor:** any subject that through intentional design possesses three power plants.
- **MARCH - Korea 1950 – 1953:** Any subject in use during the years on or off the Korean peninsula
- **APRIL - Black out:** any subject whose paint job is predominantly black
- **MAY - Spanish Civil War:** Any subject (in appropriate paint and markings) actively involved in the Spanish Civil War July 17, 1936 – April 1, 1939
- **JUNE - Russian Road to Berlin:** Any subject in use by any parties in the engagement zone covered by the Russian advance to Berlin.
- **JULY - High:** Any subject, auto, armor, aircraft etc. in a high visibility colorful or predominately white and bright paint, no greens or greys
- **AUGUST - Low:** Any subject, auto, armor, aircraft etc. in a low visibility paint scheme; primarily grey or green, no hi visibility colorful white etc.





Orange County Contest Themes for 2020

- **SEPTEMBER - From a Picture:** Any subject made to replicate, in detail, (i.e. same marking, vehicle number etc.), a picture found in a personal collection or from a published source (including internet) showing an adequate portion of the subject to make certain the model represents the subject in its entirety. The model does not have to but may if you so wish, include the background in a diorama/ vignette format; or it may be just the subject. The picture used as reference must be included with proper reference citation and presented itself in a format no larger than 5"x7" and placed on the table along with the entry detail sheet and model.
- **OCTOBER – BUILD NIGHT - NO Contest:** Bring in your newly acquired kits from OrangeCon or grab that shelf of doom kit for next month's meeting, anyway you want, come and enjoy an evening of building models together.
ORANGECON 2020 October 10th, 2020 Hotel Fullerton
- **NOVEMBER - Shelf of Doom:** Any subject you've had on your shelf of doom or recently acquired thru the distressed kits auction
- **DECEMBER - Non-Traditional:** Vacuum, Resin, Paper "Non-Injection" media any subject
- **JANUARY - Tribal:** Any subject with a Native American or "nonwestern name":
i.e. Iroquois, Pontiac, Apache, etc.

IPMS ORANGE COUNTY Newsletter

July 2020



From Our Treasurer

Current Financial Statistics as of July 2020

Admission		Distressed Kits	\$	0.00
Members	0	Monthly Raffle	\$	0.00
Non-Members	0			
Juniors	0	Total Income	\$	0.00
Paid in Full	0	Total Expenses	\$	(150.00)
Guests	0	Profit / (Loss)	\$	(150.00)
Total Attendance	<u>0</u>	\$ in Checking	\$	1853.58
		\$ in Savings	\$	4853.39
Memberships / Renewals		\$ in PayPal	\$	167.02
Regular	0	Total in Bank	\$	<u>6873.99</u> π
Youth	0			
Full Year	<u>0</u>			

IPMS ORANGE COUNTY Newsletter

July 2020



IPMS / USA Membership



International Plastic Modelers' Society/USA Membership Application / Renewal Form

New Renewal IPMS#: _____

Name: _____

Address: _____

City: _____ State: _____ Zip Code: _____

Phone: _____ E-Mail: _____

Chapter Affiliation, if any: _____

- | | | |
|-------------------------------------|---|---------------------|
| Junior (17 years or younger) | <input type="checkbox"/> \$17.00 | Date of Birth _____ |
| Adult One year | <input type="checkbox"/> \$30.00 | |
| Two years | <input type="checkbox"/> \$58.00 | |
| Three years | <input type="checkbox"/> \$86.00 | |
| Canada & Mexico | <input type="checkbox"/> \$35.00 | |
| Foreign Surface | <input type="checkbox"/> \$38.00 | |
| Family | <input type="checkbox"/> Adult fee + \$5.00 | |
| | # of cards? _____ | |

Your Signature: _____

If recommended by an IPMS member, please provide his/her:

Name: _____ IPMS #: _____

PAYMENT OPTIONS:

Cash Amount: _____
Check Check #: _____ Amount: _____

Where did you hear about IPMS/USA? Please check all that apply:

- | | |
|---|--|
| <input type="checkbox"/> Local model club | <input type="checkbox"/> Internet search |
| <input type="checkbox"/> Friend | <input type="checkbox"/> IPMS web site |
| <input type="checkbox"/> Ad in IPMS Journal | <input type="checkbox"/> I'm a former member rejoining |
| <input type="checkbox"/> Facebook | <input type="checkbox"/> Other _____ |
| <input type="checkbox"/> Ad in other magazine | |

Or use
Form on
page....

Applications should be printed and mailed to:
IPMS/USA
P.O. Box 1411
Riverview, FL 33568-1411

next

IPMS ORANGE COUNTY Newsletter

July 2020



Club Membership Renewal Form

Print this page, fill it out and bring it to the meeting. It is also available on-line at www.ipmsoc.org.



IPMSOC MEMBERSHIP APPLICATION

Print out and fill in this form completely and bring it to one of our monthly meetings, or mail it, with your payment to IPMS Orange County, P.O. Box 913, Garden Grove, CA 92842. Thank you.

Date: _____

Application for: New Membership Renewal

Name: _____

Address: _____

City: _____ State: _____ Zip: _____

Contact Info: Home phone: _____ Mobile: _____

Email: _____

Date of birth (optional): _____

List memberships you have in other clubs and organizations (e.g. IPMS/USA, AMPS)

What are you current modeling interests:

Aircraft Armor Autos Ships Figures Sci-Fi Railroad

Other: _____

What classification modeler are you currently:

Novice Advanced Master Not sure

Your Signature: _____

(By signing, applicant agrees to abide by the rules and regulations detailed in the Constitution and Bylaws of IPMSOC)

Membership rates: All memberships are for the calendar year, January through December. Therefore, depending on when you join, the following pro-rated schedule will be used: \$22 (Jan - Mar), \$20 (Apr - Jun), \$15 (Jul - Sep), \$10 (Oct-Dec).

Note - There is also a members dues of \$5 when you attend a monthly meeting, that is not part of this membership fee.

IPMSOC staff only:

Membership approved ____/Date____ Fees Paid ____/Date____ Added to Roster ____/Date____ Badge made ____/Date____



WHAT HAVE YOU BEEN WORKING ON?

By Terry Huber

We had a few modelers send in some of their work on current projects. From Walt Fink Studios comes a group of 1/72 scale A-4 Skyhawks from photos. Walt will explain here.....

Here's two 1/72 Airfix A-4B's I finished up relatively recently. From photos. The one with the maroon trim is one my friend Kaye Yum flew when he was with the VA-113 detachment aboard the USS Bennington. The ship had been re-designated from a CVA to a CVS (ASW carrier) and the A-4's were put aboard as Fleet Defense. They were modified to carry a pair of Sidewinders on the wing racks and although they weren't fighters, they were capable of intercepting Soviet aircraft and had they loosed a 'Winder at them, it wouldn't have mattered much whether it was launched from a fighter or not.



I've tried (unsuccessfully) to track Kaye down because I've lost track of him since we both retired. I sent a letter to his last known address in Concord, CA, but never got a reply, nor the letter returned, so he may be deceased.





WHAT HAVE YOU BEEN WORKING ON?

The A-4 with the day-glo trim was one I flew when I was stationed at NAS Barber's Point, Hawaii, with VC-1. Originally we were VU-1 until the McNamara re-designation program in 1962. That's me in the photo of the "real" airplane, trying to fly wing on the Twin Beech photo bird. He was going for all he was worth and I was hanging in the air.



Both models were finished with Tamiya and Gunze Sangyo acrylics, with the day-glo being Testors' neon red enamel over a white acrylic base. The decals were custom made.





WHAT HAVE YOU BEEN WORKING ON?

Here's the third A-4 I built from a photo. The model is the 1/72 Fujimi TA-4J built pretty much OOB with some needed "refinements" here and there. For reasons unknown, this kit fought me the whole way, unlike the first two Fujimi TA-4's I built, so I can only assume maybe this one was done after the molds got tired. Flash, poor fit, and other surprising things. Painted with Tamiya acrylics and used custom decals to model the aircraft in the foreground of the photo.



Bob Penikas sends in some photos of the paper card model Fat Man bomb and trailer.....



Fat Man model Bomb and Trailer.

The second of two nuclear weapons to be used August 9, 1945.

Downloaded from: ecardmodels.com

Printed on available letter size 110 lb paper.

MODEL

Length: 9 inches Width: 3 3/4 inches Height: 3 inches



WHAT HAVE YOU BEEN WORKING ON?



“In particular the model reproduces the bomb with the trailer used at Tinian island to transfer the bomb from the building, where it was assembled, to the loading pit, from which it was then loaded into the B29 "Bock's Car".”





Figure cut outs: J. Robert Oppenheimer and Mj. General Leslie R. Groves.

Robert Oppenheimer

https://en.wikipedia.org/wiki/J._Robert_Oppenheimer

Patrick Feng describes Mj General Leslie R. Groves.

<https://armyhistory.org/lieutenant-general-leslie-r-groves-jr/>



WHAT HAVE YOU BEEN WORKING ON?

Steve Taylor recently completed a couple of projects.....

Here is some pictures of my 1950 Ford Truck recently completed and another kit I recently finished of a C7.R Corvette. Another truck joins the completed list for the group truck build. My 1950 Ford pickup is finished along with my recently completed 1934 Ford hot rod truck seen in last month's newsletter. I added some chrome wheels from another kit for this 50' Ford truck build.

Unrelated to the truck build, I broke away for a quick build of Revell's C7.R Corvette. These were both fun builds. Keep on Truckin'!





WHAT HAVE YOU BEEN WORKING ON?

Foster Rash checks into the Tustin Ca newsroom with a few items...



"Piker" shorty dining car. 30" narrow gauge, 1:48 scale (On30). Scratchbuilt wood and styrene construction from Walthers plans, still working on details



Outside Braced Cabooses. 30" narrow gauge, 1:48 scale (On30). Scratchbuilt wood and cardstock construction from my own freelance plans, still working on painting.



'34 Ford Rat Rod Pickup with modified chassis and lowered suspension. Built to represent a vehicle built from mix & match swap meet parts.





WHAT HAVE YOU BEEN WORKING ON?

And now Karl Madcharo by email presents his Tamiya 1/48 Bf-109 E3.....

The kit is built pretty much out of the box. The paint is Tamiya and Gunze mixed to match the RLM 02/71 and 65 colors. Decals are a combination of kit, Hasegawa and Aero master. Karl

(Atta-boy Karl, nice work and complete that one for OrangeCon next year. Ed.)



IPMS ORANGE COUNTY Newsletter

July 2020

Message from Edie Keller

Michael Bare sends in a note from Edie at Kit Collectors via email...



Edie, as she does each year, sends the club money to use for whatever is needed. It is usually used for Trophy Sponsorships. When the club received this year's donation, I wrote Edie and asked if she wanted me to return the check or cash it if OrangeCon wouldn't be held this year. This is her response. It continues to show her dedication to the hobby and our club and why she's our Honorary Member.

"Michael, Go ahead and cash the check. If no show, use it on whatever the club might need. Will send new donation next year. Hope all is well. Enjoyed my visit to Orange Con. Nice to see all my friends. Wishing everyone well. Edie"

Jargon & Euphemisms

This was sent in to the IPMS OC Newsroom here in beautiful Tustin Ca.....

Leafing through a back issue of MM earlier today it occurred to me that we have a veritable treasure trove of euphemisms ourselves in the hobby that we see all the time in modelling mags and on forums (*but not here of course ... perish the very thought!!!*) when guys review some ho-hum release and try desperately to find something positive to say about it - either out of politeness or because they got the thing as a freebie from the manufacturer, and so feel honour-bound not to call it out for the soul-destroying festival of plastic, resin or metal mediocrity that it really is.

Some of these are good for figures, some for plastic kits, others for both. So without further ado ...

"A nice result can be obtained with some TLC" = It'll take you upwards of 1000 hours and you'll need to spend the same again plus some on filler & aftermarket

"The only game in town" = Total crap, but your only option

"Perhaps lacks the fine detail you'd expect" = Looks like a child sculpted the master from Plasticine

"Good basic shape" = Toy-like, and most of the details are wrong, bad or missing

"A good starting point" = Forget it unless you're a master scratchbuilder

"A vintage classic" = A laughable approximation from the 1960s

"Fondly remembered from my childhood" = A laughable approximation from the 1970s



Jargon & Euphemisms

"Needs a little clean-up" = Flash, mould slippage and pitting everywhere

"Soft detail" = Seen sharper detail on a melting ice cream

"Recommended for the experienced modeller" = Rubbish engineering, bad fit, baffling instructions

"Recommended for the novice modeller" = A Lego set has better detail

"Company XXX have raised the bar with this one" = An improvement on the garbage that they usually churn out

Also these by companies themselves:

"Special Edition" = 30 year-old kit reissued with tiny etch sheet & new decals

"Limited Edition" = We'll do another run if it sells well

"Collectors' Edition" = Four times the price but comes in a fancy box

"New tooling" = Mistakes from the original corrected and price doubled (or trebled)



Building the 1965 1/72 Revell McHale's Navy PT-73 Part 1 A build by Michael Bare IPMS Orange County, CA

McHale's Navy. The IMDB (International Movie Data Base) summarizes the series as “The misadventures of a misfit PT boat crew during WWII.” The ABC TV network broadcast 138 black and white half-hour episodes for four seasons between 1962-1966, starring Ernest Borgnine as Lt. Cmdr. Quentin McHale. Earlier in April of 1962, Borgnine starred as Quentin McHale in an hour-long drama called *Seven Against the Sea* for the ABC anthology series, *Alcoa Premiere*.

The TV series co-starred Tim Conway as the bungling Ensign Charles Parker, Joe Flynn as McHale's nemesis, Captain Wallace B. Binghamton and Carl Ballentine as the crew's con man, Lester Gruber. The series was set in the South Pacific for three seasons and for the last season, McHale and his crew, including Binghamton and his exec, Lt. Carpenter, were transferred to a base in Italy. I didn't like the change.

There were two big screen movies made. The first, McHale's Navy, was released in 1964 and starred the original crew. The IMDB describes the film as “The hilarious misadventures of the crew of the PT-73 during WWII in the Pacific.” The plot line centered upon the crew trying to cover a big bet they lost as well as having to pay for Parker blowing up a merchant's wharf in New Caledonia. In 1965, McHale's Navy Joins the Air Force was released without Ernest Borgnine returning as McHale. The movie focused on Captain Binghamton and Ensign Parker. As the IMDB states, “The crew of PT-73 are in trouble again when Ensign Parker is mistaken for a pilot and gets shanghaied into the Air Force.” Ernest Borgnine was missed this movie wasn't as good without him.

By 1965, I had been modeling for about four years, starting with the Aurora Monsters. During that year, Revell released a kit of the PT-73 which included figures of McHale, Parker, Binghamton and Gruber. I almost said I bought the kit but as we know, when you're 11 years old, it was my mom who bought it for me.

I was friends with two brothers down the street from where I lived who had a big above-ground swimming pool. I remember playing in the pool with my PT-73 kit as well as the Aurora Seaview kit from *Voyage to the Bottom of the Sea*. I have no memory of what happened to the kits although I remember the Seaview sinking to the bottom of the pool a lot.

I returned to the hobby around 1999. I also don't remember exactly when I purchased another original kit through eBay but I believe it was 10 or so years ago. I did check eBay but they only save about three years of purchase history. I was able to check on Shapeways as to when I started purchasing aftermarket parts for the boat. It appears that I've been working on it, on and off, for at least four years.

One of my weaknesses is taking pictures when I start to build something. Didn't think I'd be doing this detailed a record but I did find some pictures through a Google search.

IPMS ORANGE COUNTY Newsletter

July 2020





Revell McHale's Navy PT-73

I remember the kit box still had "the smell" which took me back in time. The instructions and the decals were yellowed. I double checked that every piece was there and the kit was complete. The instructions narrative, which most kit instructions had in those days, made me chuckle.

"From John Paul Jones to Davey Jones, there has never been a seaman like Quentin McHale, skipper of PT-73 --- or has there ever been another ship like PT-73 --- fortunately for the U.S. Navy.

"Armed with four 50-caliber machine guns, a 20mm anti-aircraft gun, four depth charges, and torpedo tubes loaded with beverages and pretzels. PT-73 is ready for all kinds of "action."

"PT-73, as seen on the TV show "McHale's Navy" is fictional --- we hope. The real U.S. Navy PT-73 was sunk by the Japanese in the Pacific Ocean in 1945 --- and has no connection with Quentin McHale's pleasure craft which is constantly avoiding the enemy. The happy-go-lucky crew of PT-73 make up the world's greatest collection of souvenir hunters, card-sharks and goof-offs to ever sail the seven seas."

In my youth, I mainly built figures, the Aurora monsters, superheroes and the few TV/movie figures they released. The only boat I remember building, besides the PT-73 and the Seaview was PT-109. Now that I was an older kid, I had to do some research on PT boats. I wanted to build the kit like the PT-73 seen on the screen as well as make it someone functional as a real PT boat.

I first Googled and found there was a Wikipedia page on the series which contained information about the PT boat too. Here are some of the things I discovered:

1. The real PT-73
 - a. The real boat was built by the Higgins Industries, Inc. in New Orleans in 1942. It was 78 feet long, weighed 56 tons and could do 40 knots. It was assigned to the Motor Torpedo Boat (MTB) Squadron 13.
 - b. Commanded by Commander James B. Denny, USN.
 - c. Saw action in the Aleutian Islands, then the Southwest Pacific.
 - d. On January 15, 1945, it delivered supplies to Filipino guerrillas and ran aground off Lubang Island, Philippine Islands. The crew destroyed the boat to prevent it from falling into the hands of the enemy.
2. The TV PT-Boat
 - a. Three boats were used for the series
 - i. A 71-foot type II Vosper MTB was used for actions shots that took place at sea.
 1. The Vosper was a British design that was built in the U.S. for export to the Soviet Union.
 - a. The war ended before the boat, PT-694, was sold to the Soviet Union.
 2. The boat was purchased by Howard Hughes as a chase boat for his Spruce Goose.
 3. The boat was sold to Universal Pictures.
 4. The Vosper 694 and the two Sea Rescue boats had significantly liberal reconfigurations to resemble a true WW II PT boat.
 5. Universal sold the boat to the mayor of Hawthorne, California and converted to a sport-fishing boat. A storm in 1992 broke the boat from its moorings and was destroyed when it was washed up on shore.



Revell McHale's Navy PT-73



PT-694 with the Spruce Goose

- ii. The two converted 63-ft WWII Army Air Force Sea Rescue boats were only used at the Universal Studios lagoon backlot only.
 1. The upper decks were reconfigured to resemble the deck of the Vosper for filming close ups.
 2. One was used in the studio for close ups and the other in the lagoon.
 - a. It had to be towed to make it look like the “73” was docking or leaving port.
 - b. Some Universal Studio tour guides identify the lagoon as the area where Bruce the shark attacks the cam. I’ve found that either the tour guides are given the wrong information or make things up when visitors ask those questions.
3. Some additions to the PT-694 to make it into the PT-73
 - a. Gun turrets were added to both sides of the charthouse approximately where the Vosper and Higgins had their turrets.
 - b. The turrets did not have the wrap-around safety cages that kept the gunners from accidentally firing into the boat during action.
 - c. The single M2, .50-cal that was mounted on a M4-style pipe stand tended to appear, disappear or move around on the forward deck.
 - d. A radar unit and mast were added aft of mid-hull where a Mk-4 Oerlikon 20mm anti-aircraft cannon normally sits.
 - i. Where the Oerlikon or even a 40mm Bofors cannon would sit was converted into the engine compartment ventilator housing and the M2 smoke generator.



Revell McHale's Navy PT-73

- e. The mast that sat at the front of the command-bridge was also inaccurate.
- f. Two mock-ups of US Navy 21" MK-18, swing out, torpedo tubes replaced the MK 7-8 tubes normally carried by a Vosper.
 - i. Early war 80' Elco boats like the PT-109 also carried the MK-18's.
- g. The gunwale side cut-outs of the Vosper were built-up forward of the cabin. This created a flush forward deck.

Next, I borrowed several books of PT boats from several of my fellow modelers and learned a few facts from them. I also found a book on Amazon called Revell PT Boat Kits in Plastic, A Review by T. Garth Connelly. The book didn't show the 73 let alone any Vosper kit but it did show many of the Elco or Higgins Revell boat kits built by other modelers. The book had a chapter that described what aftermarket parts were available for the kits. Several of those aftermarkets resources came in handy for the building of the boat.

I tried watching the TV series on YouTube. As much as I loved Tim Conway's work, especially on the Carol Burnett show, I just couldn't stand to watch Ensign Parker's high jinxes' each episode. I did purchase a DVD copy of the McHale's Navy movie which did give me a lot of views of the 73. I just wish I had found a good way to capture images from my DVD. There weren't enough reference photos of the 73 that I could find from Google searches.





Revell McHale's Navy PT-73

I'm an aftermarket junkie.

Yes, it's true. If I hadn't believed that of myself before, I found out after I had purchased the Polar Lights 1/350 Refit USS Enterprise kit and prepared to build it. I was searching the message boards for building information from other modelers and discovered Shapeways.

For those of you who haven't heard of Shapeways, let me share with you the online "copy" for it: "Shapeways is a Dutch-founded, New York-based 3D printing marketplace and service, Startup Company. Users design and upload 3D printable files, and Shapeways prints the objects for them or others. Users can have objects printed in over 55 materials and finishes, these include: plastics, precious metals, steel and food-safe ceramics, which were discontinued and have been replaced by porcelain materials. As of 2019, Shapeways printed and sold more than ten million user-created objects."

I found it was a good source for several movie accurate parts of the Starship Enterprise, but later I found it was also a goldmine for 1/72 PT boat parts too! Other aftermarket parts were found by online searches or hints from the Revell kit book as I mentioned.

I researched what were the best paints to use. More about this later.

In most cases, sometimes you don't find out what small detail you've missed until you're close to finishing or finished with the kit. I was lucky that I was able to purchase those few extra parts before I was finished.

That's the setup. Next up is the start of the build! Oh, before I continue, here's a tease of things to come...**MB**



IPMS ORANGE COUNTY Newsletter

July 2020



Tenn-Tom U.S. Snagboat Montgomery Tennessee-Tombigee waterway By Jake Holshuh

Here is an album of pictures I took of the Tenn-Tom Snagboat in Pickensville AL on the river.



U.S. Snagboat MONTGOMERY
1926-1982
Scale: 1/4"=1'-0"

The MONTGOMERY was built in 1926 for the U.S. Army Corps of Engineers by the Charleston Drydock and Machine Company in Charleston, South Carolina. She maintained navigation on the Alabama, Coosa, Black Warrior, Tombigbee, Apalachicola, Chattahoochee and Flint Rivers.



IPMS ORANGE COUNTY Newsletter

July 2020

Tenn-Tom U.S. Snagboat Montgomery



Tenn-Tom U.S. Snagboat Montgomery



The Power of the Boom

The large derrick or boom at the front of the snagboat is where all the tough work took place. Using the large grapple at the end of the boom, the snagboat could lift up to 45 tons of snag or other debris. For dredging operations, a scoop bucket replaced the grapple and allowed operators to pull up silt from the river channel.

The boom itself could rotate nearly 90 degrees, which gave greater flexibility in reaching obstructions. Two small steam engines were used to operate the boom: one for raising the clamshell, and the other for rotating the boom. Boom operations were controlled from the pilot house.






"Take it Easy" '50 Ford F4 1-ton Truck by Foster Rash



Well, I'm a-standin' on a corner in
Winslow, Arizona
And such a fine sight to see
It's a girl, my Lord, in a flatbed Ford
Slowin' down to take a look at me



Standin' on a Corner Park in Winslow, AZ is an homage to the 1972 hit song "Take It Easy." The popular tourist attraction pulls travelers off I-40 and into Winslow's old Route 66 business district.



Steve Taylor and I were collaborating in a pickup truck group build. Steve was building a '50 Ford F1 "resto-mod" style street rod. I also had a '50 Ford F1, purchased in a Distressed Kit Auction, in the stash but decided to go in the opposite direction with my build. Inspired by the Jackson Browne song "Take It Easy," I would try to recreate the encounter with the "girl in the flatbed Ford" and convert my F1 half-ton pickup into an F4 1-ton flatbed ranch truck.

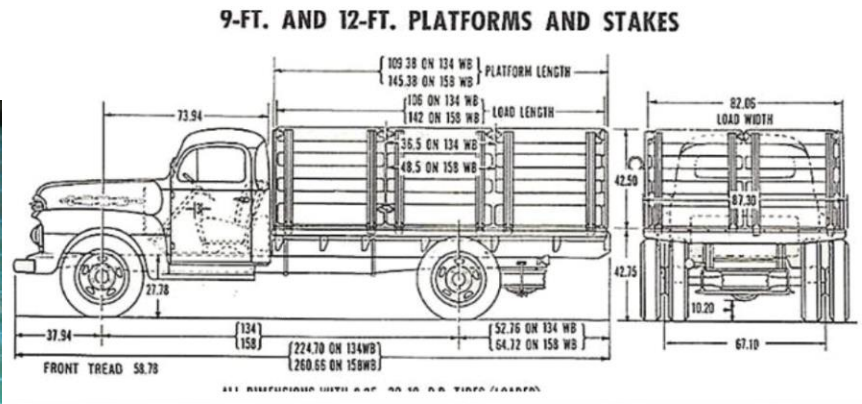


"Take it Easy" '50 Ford F4 1-ton Truck



I think my "distressed kit auction" purchase had originally been built by IPMS OC member Cip Hernandez. But when it fell off its shelf, Cip decided to let someone else put Humpty-Dumpty back together again and donated it to the auction.

Ford F4 1-ton truck.



I stretched the chassis from 114" to 134" wheelbase and swapped out the Ardun-Ford hot rod engine for a stock flathead V8.

The wood flatbed is scratch built and the 20" wheels came from Jimmy Flintstone jimmyflintstonestudios.com



IPMS ORANGE COUNTY Newsletter

July 2020



"Take it Easy" '50 Ford F4 1-ton Truck



The girl is a modified Preiser G-scale model railroad figure and the cowboy figure is from Jimmy Flintstone. I'm no Gordon Zuther when it comes to figure painting but I think they came out OK.

The diorama base is MDF painted with craftpaint (Michaels) and sprinkled with a little dirt and leaf litter from the backyard. Sign printed off the interweb.



The old work truck may be grungy but it's still getting the job done! Hay bales were made from cardboard, covered with grass trimmings and bound with fine wire.

By the way, there is a back story to "Take it Easy." We saw Jackson Browne in concert a couple of years ago and he said he was inspired to write the song by an actual event.



"Take it Easy" '50 Ford F4 1-ton Truck

But he wasn't standing on a corner, he was waiting in line at a Der Weinerschnitzel. It didn't happen in Winslow, it was Lake Havasu. And the girl wasn't in a flatbed Ford, it was a Toyota pickup. But a girl did slow down to check him out, that part did happen!



Jackson Browne with Glen Frey of the Eagles. Browne said Frey suggested the line about a girl in a flatbed Ford, it sounded better than a Toyota pickup.



Struggling musicians, Browne and Frey were neighbors in this Echo Park (LA) apartment building before they became famous. And now you know the rest of the story!

Check out the Eagles' hit cover of the song:

<https://www.youtube.com/watch?v=lwN60xWnfhs>

Crank it up! *FR*



Santa Rosalia B.C. Mine Equipment By Jake Holshuh

While traveling in Mexico, Jake Holshuh was able to capture some equipment photos of old mine excavator and locomotive. Ed.



IPMS ORANGE COUNTY Newsletter

July 2020

Santa Rosalia B.C. Mine Equipment






Hot Rod Group Build Steve Taylor & Foster Rash



Calling all hooligans, join us for a Hot Rod Group Build. Get creative, lots of inexpensive kits out there to build roadsters, coupes and pickups in a variety of styles and eras. Gow Jobs, Lakesters, drag altereds, Highboys, Lowboys, chopped & channeled, Fad-Ts, show cars, billet queens, fat fenders, rat rods, volksrods, resto-mods, street rods ... be a kid again and build a model car!

Youth on the Loose... Teen-age Terrorists tearing up the streets!



IPMS ORANGE COUNTY Newsletter

July 2020



Hot Rod Group Build

Hot Canary "T"

Recommended for Ages 10 and Over
Recommandé pour Age 10 ans et au-dessus

3
NIVEAU D'HABILITÉ

Experienced Builder
Fabricant expérimenté
Most Challenging
Tout un défi

Ford
OFFICIAL LICENSED PRODUCT

Made in U.S.A.
Fabriqué aux E.-U.

LINDBERG

1/8 Scale Unassembled Plastic Model Kit
Modèle Réduit Pour Assembler

MODEL KIT NO. 73045
MODEL REDUIT NO. 73045

Precision Tooling
Operating Steering
Usinage de précision
Volant de direction fonctionnel

Ford

'29 MODEL A ROADSTER 2'N 1

78B

Revell

1 PLASTIC KIT / 1 KIT EN PLASTIQUE / 1 KIT PLÁSTICO

AGES ANS / EDAGES 13+

LEVEL NIVEAU / NIVEL 5

SCALE ÉCHELLE / ESCALA 1:24

65-4463

Mentor
Quality Hobby Kits

BLACK WIDOW

1/24 SCALE FORD MODEL "T" PICKUP ROD

SSP
SPECIALTY SUPPLY

1:24 Scale / Escala / Échelle • Ages 10 & Up / Edades 10 y más / À partir de 10 ans

2
NIVEAU D'HABILITÉ

Revell

Rat Rods™

Build 1 of 3 Ways
Construction une façon sur trois

'29 Ford 3 'n 1 Rat Rod

Contains ONE plastic model kit
Contient UN modèle réduit en plastique

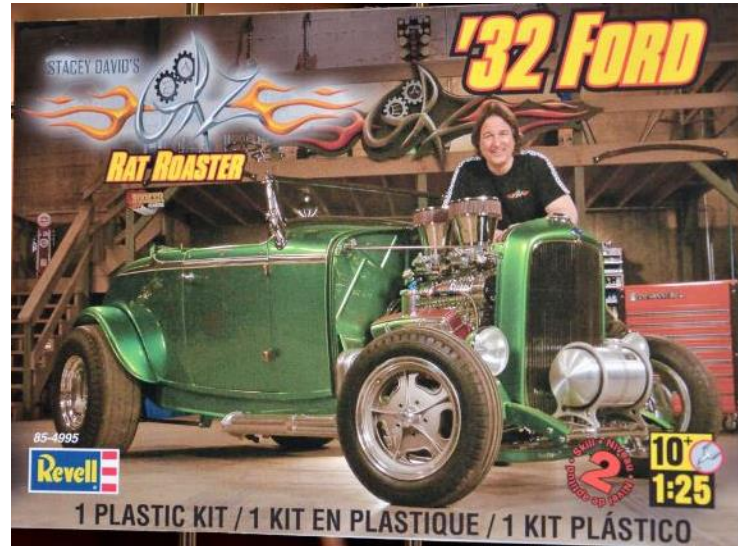
1:25 Scale / Escala / Échelle • Ages 10 & Up / À partir de 10 ans • Skill / Niveau 2

IPMS ORANGE COUNTY Newsletter

July 2020



Hot Rod Group Build




IPMS ORANGE COUNTY Newsletter

July 2020



Hot Rod Group Build



Next Pages

THE HAPPY WANDERER (1964)

IPMS ORANGE COUNTY Newsletter

July 2020



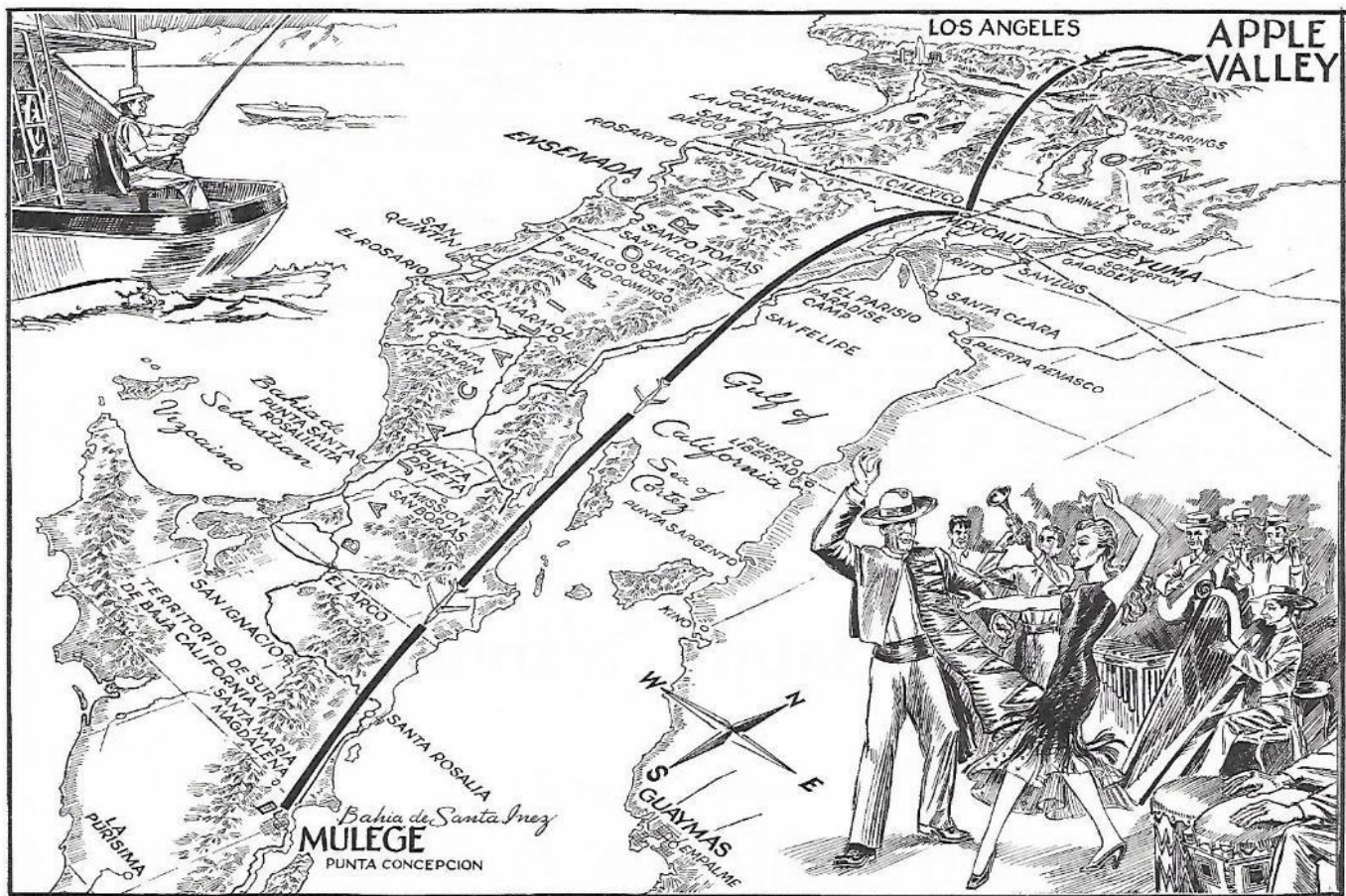
MULEGE, MEXICO ... Part I

by
SLIM BARNARD

Courtesy of Your Southern California Ford Dealers

MAP No. 27

EXPENSES	
Gasoline to Tijuana.....	\$ 2.56
Flight to Mulege (1).....	72.08
Meals—3 days 1 person.....	13.20
Boat for 5 or more.....	50.00
Tips.....	5.00
Fishing License, 3 days.....	1.00
Parking Car at Tijuana.....	2.00
	\$145.84



TRAVELOGUE

Some 450 miles of the border a semi-tropical Mexican village awaits Happy Wanderers seeking the special relaxation found only where palm trees wave and fish leap for the hook. This aptly describes Mulege, an oasis of beauty on the east coast of Baja California, a place of such historical and recreational interest that we are going to cover it in two parts. This is also one of the few destinations for Happy Wanderers that is best reached by

plane. Our good friend Newton Bass, offered to fly us to this mecca for sportsmen and fishermen, so we met him at his home in Apple Valley. We drove a sleek Falcon Sprint to Apple Valley—a well-worth visit in itself—along the following route: San Bernardino Freeway (Highway 66) across Cajon Pass to Victorville; turn right at Apple Valley. An alternate route would be Golden State Freeway (Highway 6); Palmdale Freeway through Mint Canyon; right on Route 138 through Little

Rock and Pearblossom to Highway 66. At Apple Valley Airport we were introduced to Bill Baris, pilot of the Apple Valley Company's Aero Commander, and within an hour we were landing at Mexicali, capital of Baja California. We stopped here to get tourist permits, which are also available at the Mexican Government Tourist Bureau in Los Angeles. The officials were most courteous, and soon we were again flying south, headed for Mulege. This is a fascinating flight,

opening vast vistas of the mouth of the Colorado River and the Gulf of California. We flew over the magnificent Bahia de Los Angeles and the mining village of Santa Rosalia, and soon landed at Mulege on the Bahia de Concepcion. Mulege is a veritable paradise of date palms, banana trees and papaya and, contrary to many opinions of this part of the world, is free of mosquitos and other insects. It is a surprisingly comfortable and happy place to stay. About two and a half miles (Continued on back)

IPMS ORANGE COUNTY Newsletter

July 2020



a large swimming pool, and all-in-all is very beautiful.

Rates average \$35 a day per couple, American Plan, and it is extremely comfortable for visitors not on a budget, as we were.

The next morning Davey called us early for breakfast, and soon ushered us aboard a good fishing boat. Rental rates at both resorts vary from \$18 a day for a 16-foot boat to \$60 a day for a large cruiser.

Guests at Serenidad may be loaned fishing tackle free of charge, but Davey suggested fishermen bring an assortment of lures.

We headed down the river, and even before clearing the entrance to the bay we could see birds working over schools of fish.

Big Fish

And what schools they were! Acres of yellowtail, ranging from 20 to 40 pounds, were everywhere, and you could pick your school.

Almost any kind of a trollable lure was a "killer," but we discovered a jig with a little red among the white feathers was best. A bone jig balanced with a double hook was also great.

Many times the four of us in the stern would be hooked up at once, and excitement ran high

as the powerful fish raced in all directions.

Besides yellowtail, the bay abounds with schools of sierra, bonita, cabilla and others that test the endurance of both anglers and tackle.

The Gulf of California is a giant trap that lures northward migrating fish into its placid waters. This results in some of the finest fishing in the world, and many record catches have been made in the gulf.

Prize Catches

It has always been my ambition to catch a big grouper, but I'm afraid it will remain an ambition only, at least for awhile. For a person with plenty of time and patience it's no problem, but there was just too much to do and see during our short stay in Mulege.

The trick is to use a big sierra for bait, set on triple hooks and trolled slowly. Groupers average from 60 to more than 100 pounds, and they put up a terrific battle. Others at the resort were longer on patience than I, and they possessed some beautiful trophies of their day on the bay.

Besides fish, other seafood is there for the taking at Mulege. Sea turtles are common, and

clams are so plentiful that they can be scooped up at low tide without even digging.

What with seafood aplenty and semi-tropical fruit trees everywhere, as mentioned last week a person need never go hungry at Mulege.

Hunting, Too

The bushy back country also looks as though it would be full of deer and game birds, so Mulege undoubtedly will develop into an all-around sportsman's paradise.

Our time was all too short, so we had to prepare for the two and a half-hour flight back to California. The plane's motor was warming up and we were waving goodbye to our friends, when suddenly the mariachi

band from Mulege showed up to give us a farewell concert.

We had heard the band the night before, and after the pilot shut off the motor we listened to a final rendition of "Dominique." Then, with shouts of "adios" audible over the roar of the plane, we taxied to the end of the runway and took off for Apple Valley.

Only two documents are necessary for travel into Mexico—a tourist permit obtainable free at the Mexican Government Tourist Office in Los Angeles, and proof of smallpox immunization necessary for reentry into the United States.

A birth certificate or naturalization papers also are good identification. A low cost angling license usually is necessary for fishing in Mexican waters, but check the Tourist Office for current regulations.

WHAT TO WEAR

For men:

Sport clothes, with plenty of light sport shirts suitable for semi-tropical weather. Sport coats for evening wear would be in place. Add swim trunks, blue denims and crepe soled shoes for fishing, and a hat for sun protection.

For women:

Cotton dresses and sun clothes. A light sweater will protect you from the cool of the evening. A shade hat and low heeled shoes are necessities.

"The Happy Wanderers"

Brought To You By

Southern California Ford Dealers

Every Tuesday Night
(IN COLOR)

KCOP
Channel 13
9:30 P.M.

An Interesting Trip That You Yourself Can Make

Don't miss seeing the new 1964 Fords at your nearest FORD Dealer

IPMS ORANGE COUNTY Newsletter

July 2020



Model Club Meetings in the SoCal Area

Pendleton AMPS

Meets on the 3rd Saturday of each month
The American Legion
La Mesa Post # 282
8118 University Ave.
La Mesa, Ca. 91944
Doors open at 11:00 a.m. to about whenever
\$5 dues which includes lunch
ljapr@verizon.net
951-805-2541



Upcoming Events

Sunday, August 23, 2020

Herb Deeks presents

Rolls, Floats, and Flies kit show

Holiday Inn

Grand Ballroom

7000 Beach Blvd.

Buena Park, CA 90620

9:00 a.m. to 2:30 p.m.

\$5 Admission

IPMS National Conventions

Locations

2021 Las Vegas, NV

2022 Omaha, NE

2023 San Marcos, TX



**Dates of events could change,
Check with your local club for more information.**



**HERB DEEKS
PRESENTS**

**ROLLS FLOATS
& FLYS**



SUNDAY AUGUST 23, 2020

EVENT HOURS: 9 AM TO 2:30 PM
DOOR PRIZES! FREE PARKING!

HOLIDAY INN

7000 BEACH BLVD, BUENA PARK 90620

**EVENT WILL BE HELD IN THE GRAND BALLROOM. HOLIDAY INN HOTEL IS LOCATED
IMMEDIATELY NORTH OF 91 FREEWAY ON BEACH BLVD
PARKING IN REAR**

ADMISSION:

**ADULTS \$5, CHILDREN UNDER 12 FREE WITH ACCOMPANYING PAID ADMISSION ADULT
VISIT US ON FACEBOOK AND AT WWW.ROLLSFLOATSANDFLYS.COM**

FALL SHOW WILL BE NOVEMBER 15TH



Request for Vendor Tables (please print)

ALL PAID TABLE RESERVATIONS MUST RECEIVED BY AUGUST 8, 2020

Returned checks are subject to a \$35 fee. **NO TABLES SOLD DAY OF SHOW.**

6 ft. tables are \$50 each, 8ft. tables are \$60 each. Maximum of 3 tables per vendor. Two (2) exhibitor passes issued with each table reservation. Please make a copy of request for yourself.

Name _____

Address _____ City _____ State _____ Zip _____

Phone _____ email (optional) _____

I have enclosed (total) \$ _____ requesting reservation for _____ 6 ft. table(s) _____ 8 ft. table(s)

Make checks or postal money orders payable to: Herb Deeks, 1516 E. Santa Ana St. Anaheim, CA 92805

For more information Call Herb @ 714-774-7326, wait for beep leave message between 8 am and 9 pm.

This is a reservation request based on first come first served (by postmark).

A confirmation/contract will be mailed at a later date. Table assignments and vendor passes will be issued day of show.



Bases by Bill

Who We Are

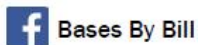


Bases by Bill is the brainchild of Bill and his son Weston Wedeward. Both have been successful plastic modelers for 10 years. Bill has been a wood worker for 40 years, while Weston is a degreed mechanical engineer with experience in mechanical design. Together we can create custom designs in wood for a variety of purposes and applications. Bases by Bill is focused on providing customized quality wooden display solutions for your plastic models, wall art, awards, and much more.



Bases By Bill
561 Harrison Street
Waterloo, WI 53594

www.basesbybill.com
info@basesbybill.com
920-478-8214



Business Overview Brochure

Bases By Bill

Creators of custom bases,
plaques, awards, and other
unique items.



Bases by Bill

Our Value



Bases by Bill is committed to making the highest quality products, here in America, all at reasonable prices.

Compared to the competition:

- We are completely open to custom requests. If you have an idea, we can create it!
- We use higher quality woods.
 - Cherry, Walnut, Aspen, and Maple
- We understand what plastic modelers are looking for!
- We are able to custom engrave/paint logos, text, and more into the wood directly!
 - No more need for separate, expensive metal plaques!
- We can create the whole package for you. Bases, cases, plaques, finials, and more. The possibilities are endless!

Our Capabilities

- Images and designs, where possible, can be made into the wood directly, by piecing different woods together.
- Custom sized logos, images, text, and more can be laser etched into our products.
- Painting services are also available for etched components upon request.
- Choices of finishes or stains.
- 3D printing services are also available, for components not easily made in wood.



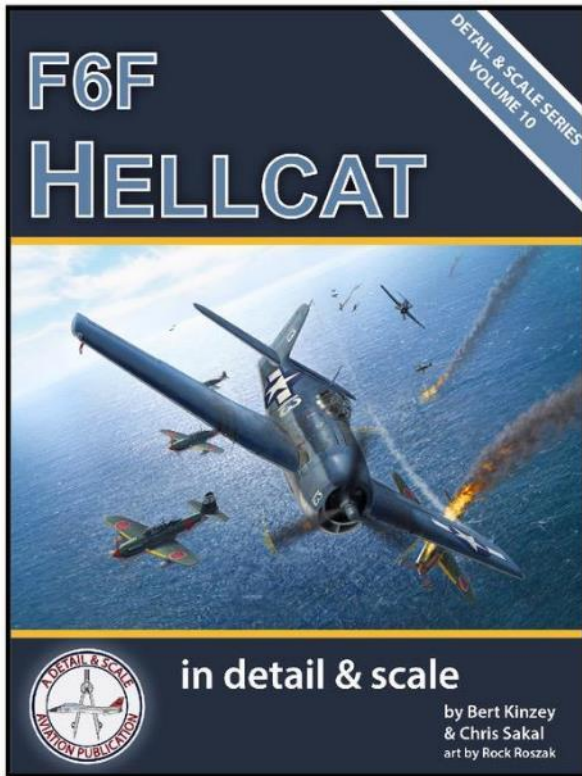
Our Products



- Bases
- Cases
- Plaques
- Awards
- Ship finials
- Carrying bags
- Wall art
- Clocks
- Mirrors
- And more!



Detail & Scale



To learn more and order, visit
www.detailandscale.com

F6F Hellcat *in Detail & Scale*

- *Hellcat History*
- *Covers every Hellcat variant, including Blue Angels, drones, & foreign Hellcats*
- *Interview with David McCampbell, the U. S. Navy's all-time leading ace*
- *Complete detailed photographic coverage inside and out*
- *Hellcat Paint Schemes & Markings*
- *Modelers section*

iBook & Kindle

Digital Edition

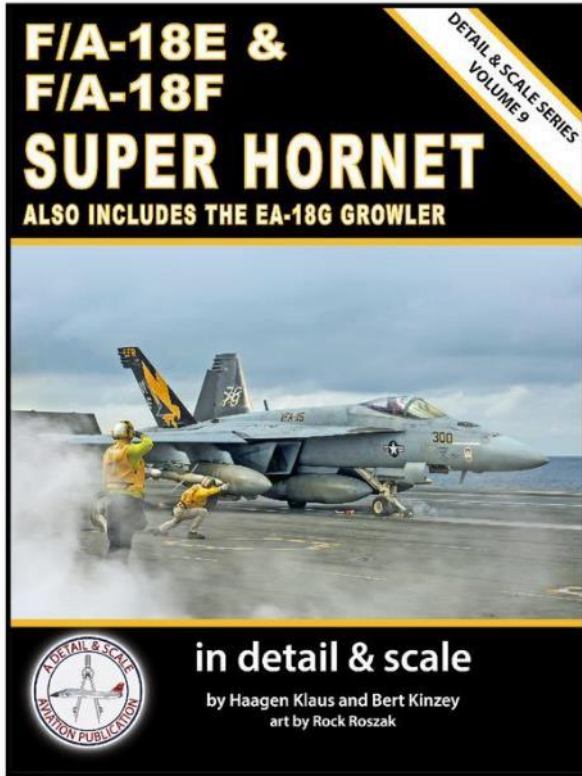
- 225 pages - 273 photos
- 169 color photos
- 14 color profiles

\$12.99!

Print Edition

- 104 pages - 246 photos
- 159 color photos
- 14 color profiles

\$19.99!



To learn more and order, visit
www.detailandscale.com

F/A-18E & F/A-18F Super Hornet in Detail & Scale

Also Includes the EA-18G Growler

- **Origins & Development**
- **Aircraft & Systems Overview**
- **Complete EA-18G Growler coverage**
- **Flight Test & Operational History**
- **Super Hornet & Growler Galleries**
- **Complete detailed photographic coverage inside and out**
- **Modelers section**

iBook & Kindle

Digital Edition

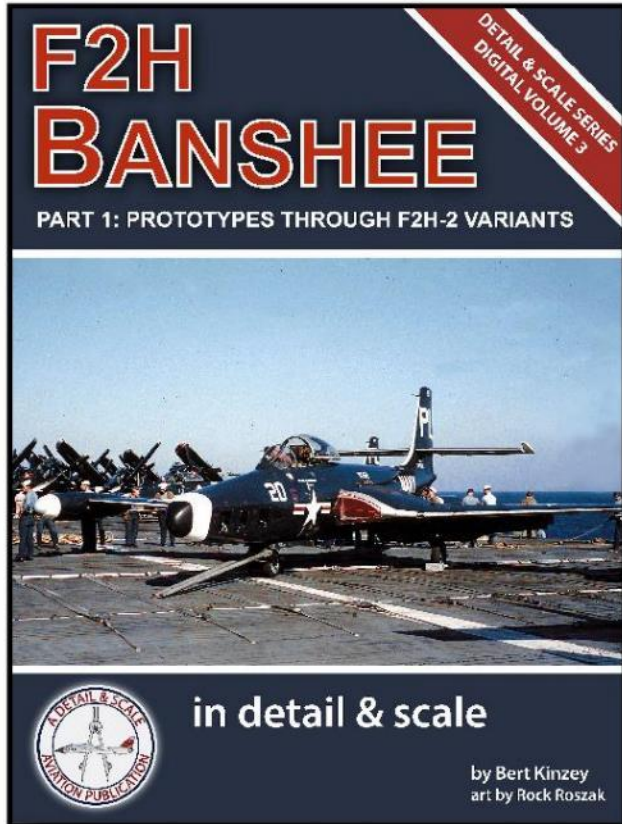
- 235 pages
- 306 color photos
- 207 detail photographs

\$12.99!

Print Edition

- 104 pages
- 292 color photos
- 201 detail photographs

\$19.99!



To learn more and order, visit
www.detailandscale.com

F2H Banshee in Detail & Scale Part 1: Prototypes Through F2H-2 Variants Detail & Scale Volume 3

- **Developmental History**
- **Detailed coverage of each variant**
- **History of the Banshee in Korea**
- **Details chapter with 120+ photos**
- **Complete Modelers Section**

"...my highest recommendation. I can't see how anyone can justify not having this publication" ~ IPMS Review

iBook & Kindle

Digital Edition


- 290 pages - 330+ photos
- 170+ color photos
- 15 color profiles

Print Edition

- 103 pages - 280 photos
- 170 color photos
- 15 color profiles

\$12.99!

\$19.99!



To learn more and order, visit
www.detailandscale.com



U. S. Navy F-14 Tomcats

*Part 2: Pacific Coast Squadrons
Digital Colors & Markings Series Volume 3*

- **Over 450 pages**
- **Over 700 color photos**
- **9 full color profiles**
- **15 active Pacific Fleet squadrons**
- **2 Pacific Fleet Reserve squadrons**
- **Pacific Fleet Adversary Units**
- **Pacific Test & Evaluation Units**
- **Complete guide to stencils and standard external markings**

**Available in Apple iBook and
and Amazon Kindle format.**

**All of this for only
\$12.99!**



To learn more and order, visit
www.detailandscale.com

U. S. Navy F-14 Tomcats

*Part 1: Atlantic Coast Squadrons
Digital Colors & Markings Series Volume 1*

- **480 pages**
- **725 color photos**
- **26 full color profiles**
- **15 active Atlantic Fleet squadrons**
- **2 Atlantic Fleet Reserve squadrons**
- **Prototypes and test aircraft**
- **Color schemes with paint diagrams**

*"...this modern format...quantity and quality
at a reasonable cost."*

~ Military Modeling Review

**Available in Apple iBook and
and Amazon Kindle format.**

**All of this for only
\$12.99!**



The Aviation Historian®

The modern journal of classic aeroplanes and the history of flying

**A new independent quarterly, created with passion & precision,
in compact format with clean design. Flying history for connoisseurs.**

Produced by experienced former *Aeroplane* magazine principals Nick Stroud and Mick Oakey, *The Aviation Historian* explores the less-trodden paths of military and civil aeronautical history from its beginnings to modern jets and the birth of spaceflight. No news; no events listings; just the most up-to-date historical research for aviation's true believers.



WHAT THEY'RE SAYING ABOUT *THE AVIATION HISTORIAN*

"Production values are high, with the many illustrations crisply reproduced . . . I wish this enterprise success." — Wg Cdr C.G. Jefford in *Royal Air Force Historical Society Journal*

"Beautifully produced and distinguished by paperback-book dimensions that give it a different feel to the usual run of newsstand magazines . . . The writing is authoritative throughout . . ." — *Pilot* magazine

"Invites you to have a 'conversation' with the topic matter and is lively and engaging . . . research rich, factually dense and of academic value" — Minerva Miller, University Librarian at the University of London

"Authoritative in-depth articles . . . all have impressive content . . . this is a work of reference to keep. Highly recommended" — *NZ Aviation News*

■ 1-year subscription (4 issues) £44 UK, £53 Europe, £62 RoW ■ 132 pages ■ 245mm x 170mm ■ Perfect-bound

Want to know more? Visit our website: www.theaviationhistorian.com

+44 (0)7572 237737 (mobile) TAH, PO Box 962, Horsham RH12 9PP, UK



REVERSE SIDE A classic 1950s photograph of BOAC Boeing Stratocruiser G-AKGM Castor (with an unidentified sister Strat in the background) outside the corporation's distinctive new maintenance hangar at Heathrow, designed by Sir Owen Williams and built during 1950–55.

The Aviation Historian®

The modern journal of classic aeroplanes and the history of flying

MOUNTAIN TIGER
The Northrop F-5 in Swiss Air Force service

